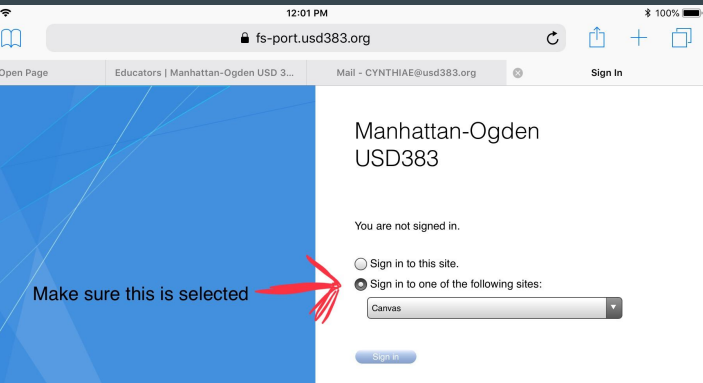
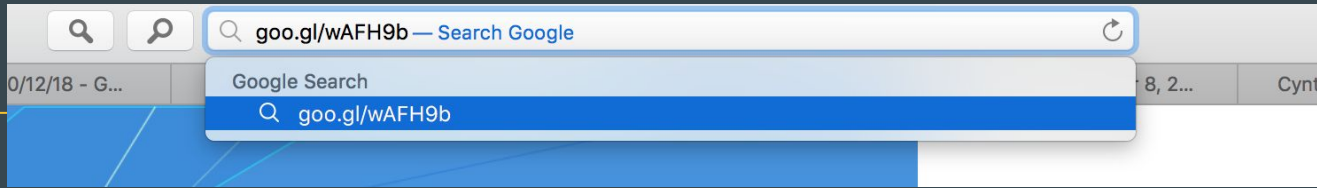
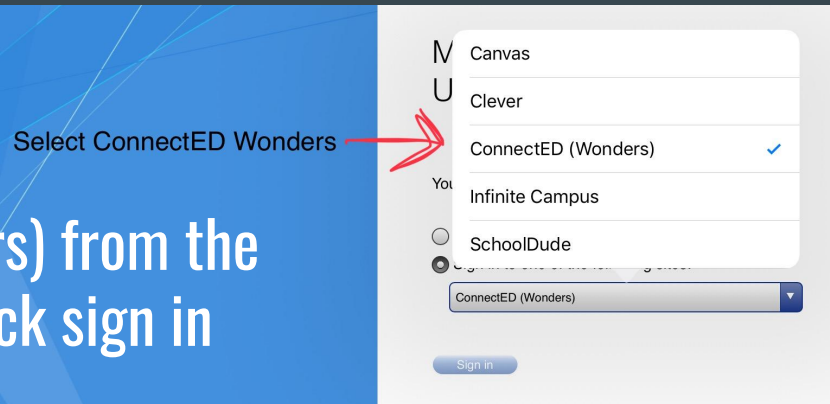


Type goo.gl/wAFH9b into your browser of choice.



Make sure the circle beside 'Sign In to one of the following sites' is selected



Select Connect Ed (Wonders) from the drop down menu then click sign in

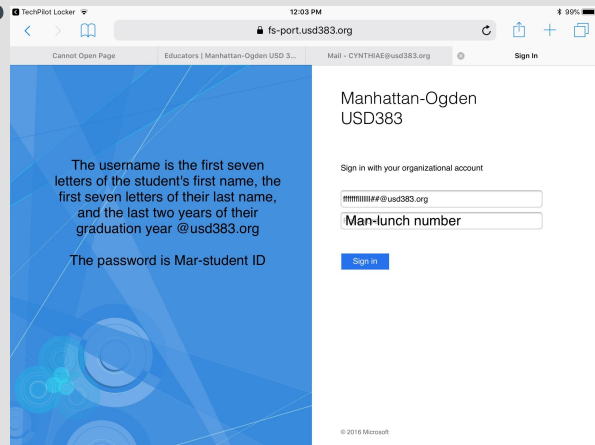
STUDENTS K-1: Username is Student ID/Lunch #@usd383.org

Password is Man-Student#

Example:

Username: 54686@usd383.org

Password: Man-54686



STUDENTS 2-5: Username is FirstName(7)+LastName(7)+GraduationYear

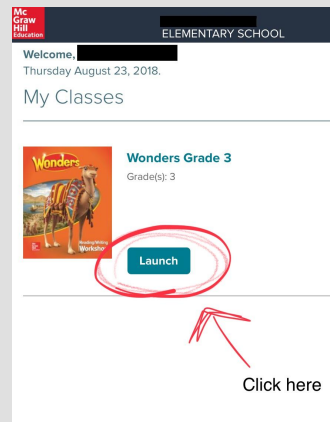
@usd383.org and Password is Man-Student#

Example:

Username: ALEXANDANDERS027@usd383.org

Password: Man-68944

Or, talk to your teacher for a simplified link.



Each week, new content will be linked to classrooms lessons. For a simplified login, talk to your teacher.

The screenshot shows the Wonders website interface. At the top, the 'Wonders' logo is on the left, followed by navigation links: 'Home', 'My Binder', 'Writing & Research', 'Resources', and 'School to Home'. On the right, there are buttons for 'ABC' and a search bar with a magnifying glass icon. The main content area features a central illustration of a llama wearing a decorative headpiece and a red and white striped blanket, with a colorful parrot perched on its back. The background is a desert landscape with sand dunes and green cacti. Several blue callout boxes highlight specific features: 'To Do List' points to a green circular button labeled 'TO DO'; 'This Week's Reads' points to a red book icon; 'Words to Know' points to a blue cube icon with 'W' and 'W'; 'Games' points to a game controller icon; and 'Writer's Workspace' points to a purple circular button labeled 'WRITE'. At the bottom, a white box contains the text 'Hi [redacted]' and 'Weekly Concept: Start Smart'.

Wonders Home | My Binder | Writing & Research | Resources | School to Home ABC Search

To Do List TO DO

This Week's Reads

Words to Know W W

Games

WRITE

Writer's Workspace

Hi [redacted]

Weekly Concept: Start Smart